

## TELEGRAM: @DARKKNOWLEDGE | @NIGGASAUCE

Requirement: Bank Log, Account For Drop, Laser Printer With A4 Sheet.


Need: Balance, Address, First Name, Last Name, Address, Account Number, Routing Number

You Must Have Email Access To Your Log. Reason#1: You Need Account Info, Reason#2: You Need To Know The Balance Check Won't Clear If You Don't Know Balance Due To Insufficient Funds Which Can Cause Check To Bounce & Your Drop Or Client Account Will Burst. Drop Or Client Account Gone Need At Least 10 Transactions. Banks Going Fresh: Usaa, Credit Unions, Truist, TD Bank, US Bank.


**For Cook Head Over To <https://www.extravaluechecks.com> , Then Click Shop Now Choose The Valued Priced Checked (Persy's) Since This Check Gone Be A Personal Check.**

The image shows a screenshot of the Extravaluechecks.com website. It is divided into two main sections. The left section is titled "Value Priced Checks from \$6.99" and displays several personal checks in blue, green, and pink. A yellow starburst badge with the text "BEST VALUE" is overlaid on the bottom left of this section. A blue "Shop Now" button is at the bottom. The right section is titled "Laser & Inkjet Checks" and features a "QuickBooks" logo. It shows four different check designs in purple, green, pink, and gold. A blue "Shop Now" button is at the bottom. Below this section, there is a "Business Checks" section with several business check designs and another blue "Shop Now" button.

You'll Then Be Prompted To A Different Varieties Of Check Templates, Choose As You Want.



Blue Marble Personal Checks



Burgundy Marble Personal Checks




Green Marble Personal Checks



Beachfront Views Personal Checks



American Eagle Pride Flag Checks



Mountain Views Personal Checks



Breast Cancer Personal Checks



Aloha Flowers Personal Checks



American Pride Personal Checks



After Choosing Your Check Template Click Add To Cart.

Line #1: The Name Of The Company Or Name Of The Spammed Log Owner  
Line #2: Home Address That's On The Bank Log Bank Account

Line #3: City, State, Zip Code Of The Bank Log Bank Account

Line #4: Don't Add Nothing Because They Could Call Up Owner To Try To Verify The Check



SEARCH

## Personalize your Blue Marble Checks

**Personal Information**

Please enter your personal information exactly as you would like it to appear in the top left corner of your checks. Click on the "Bold Font" button to bold any lines.

Line 1 (required)  Bold This Line

Line 2  Bold This Line

Line 3  Bold This Line

Line 4

Line 5

Check Deposit



Click on image to enlarge

**Account Information**

Bank name (required)

Bank address (recommended)

Bank city, state, zip (recommended)

Extra line (optional)

Routing Number\*  Account Number\*  C

Starting Check #\*  Position\* Right

Deposit Routing Number (optional)

Transcode Number (optional)

**Options & Extras**

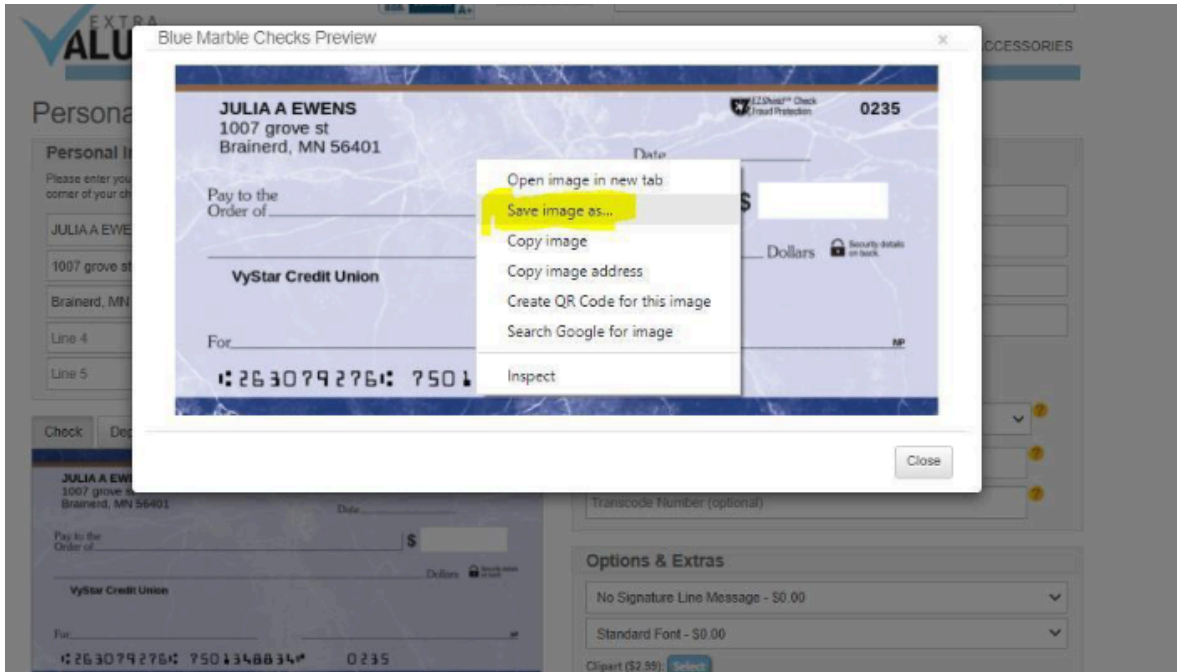
No Signature Line Message - \$0.00

Standard Font - \$0.00

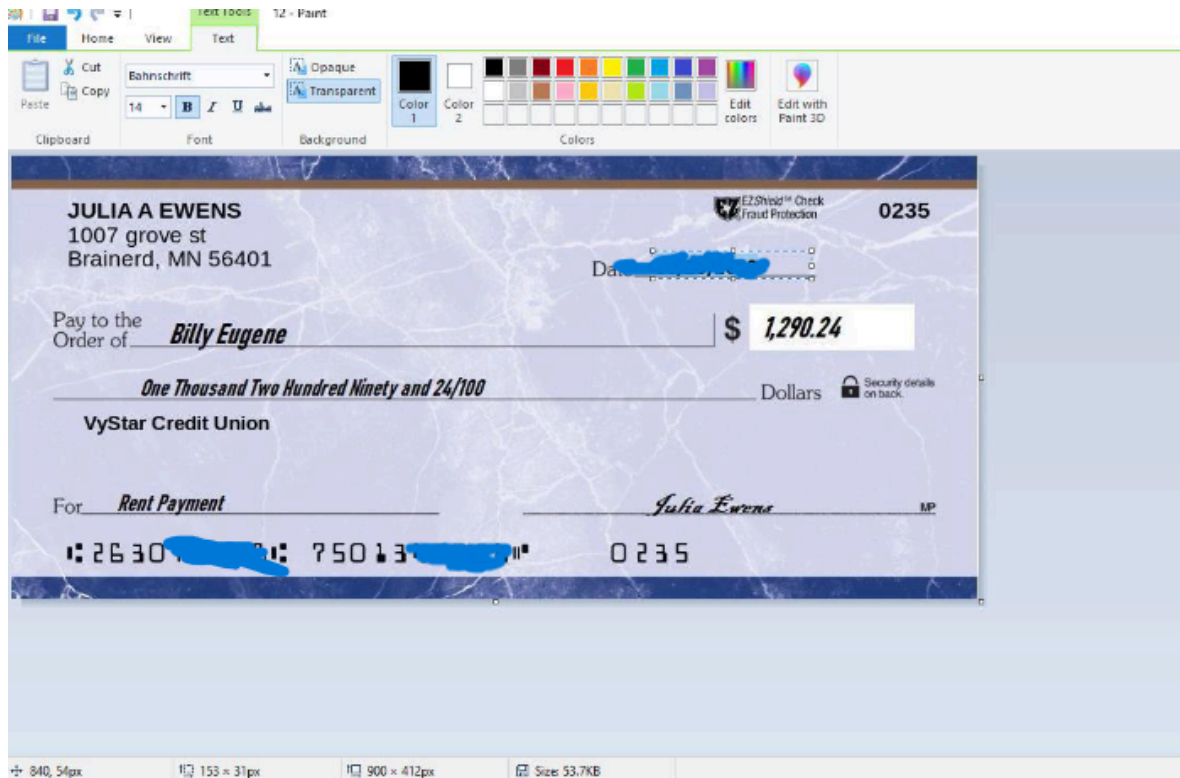
Clipart (\$2.99):

Input Bank Name, Bank Address, Account Number, Routing Number, Check Number. After Inputting All The Info Needed For The Check, Click On It Then It'll Be Previewed.

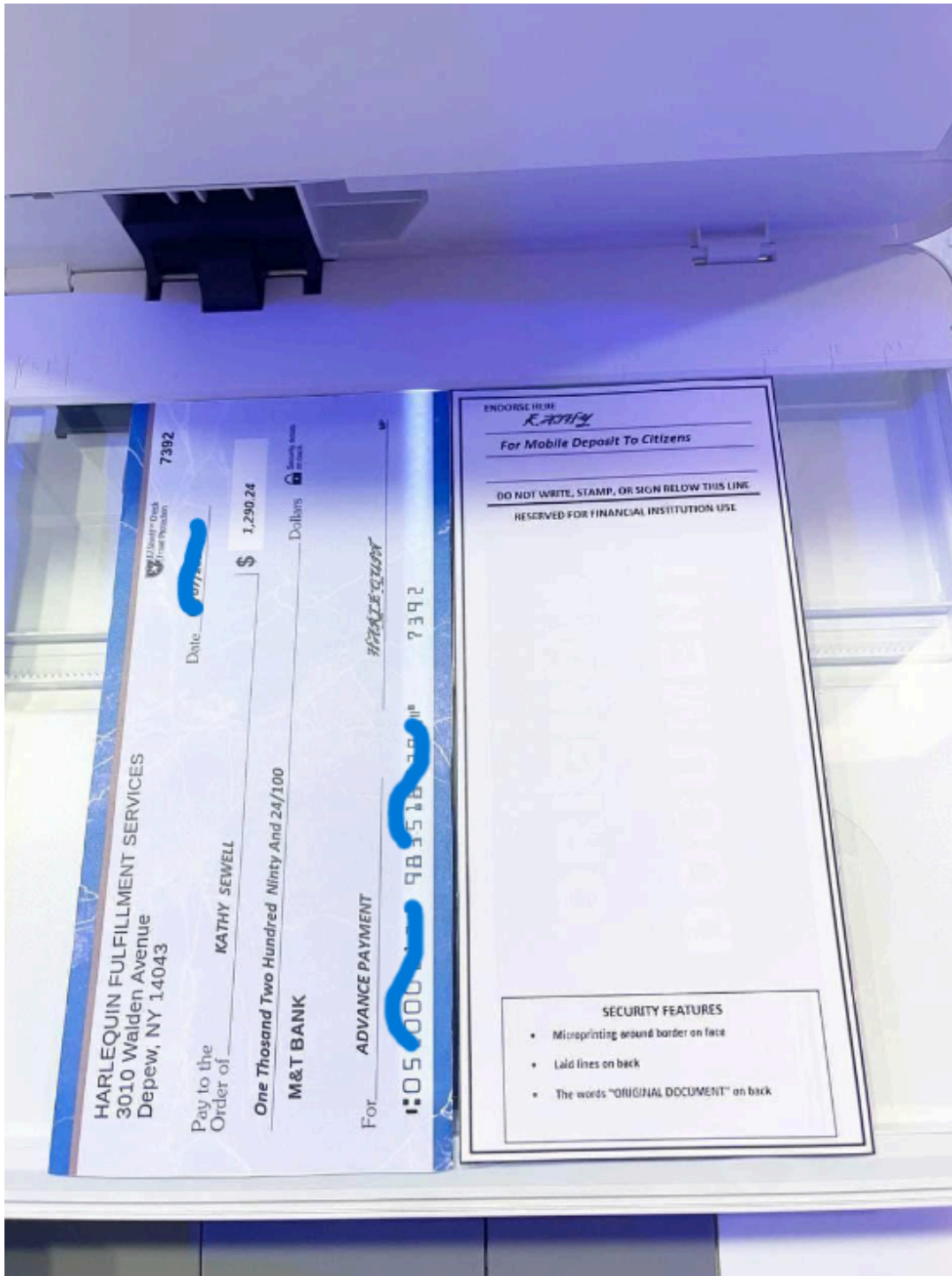
Right Click On The Check Then Save It As A Image, Then Cookup Paint Software.



**Use Font: Bahnschrift | Input: Date, Amount, Memo, Depositors Name, Signature.**



**Once You Finish Your Cook Start Up Printer, Load A4 Paper & Trim The Print, RESULTS:**



Login Into Your Drop Or Clients Account Then Make The Mobile Deposit.

[t.me/DARKKNOWLEDGE](https://t.me/DARKKNOWLEDGE)

[t.me/NIGGASAUCE](https://t.me/NIGGASAUCE)